

SIDEKICK™

Down Draft Bench

Cartridge Dust Collectors

Standard Features

- Self cleaning, Reverse Pulse
- 10 Ga. Welded Sheet Metal Construction
- Integral Motor Blower Assembly
- Single Door Access to Filter Section and Compressed Air Manifold
- Single or Dual Bench Versions
- Forklift Slots in Base for Ease of Placement
- Cam-Loc™ Cartridge Filter Positive Seal Design
- Manual Purge Controls
- Vertical Cartridge Design, (2) 226 ft² 80/20 Polyester Cellulose Blend Cartridges
- Primed and Finish Painted Industrial Durethane Mastic
- Electrical 460 V., 3 Ph., 60 Hz

Optional Features

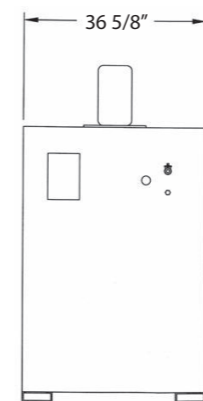
- Hood Panels with Lighting
- Special Motor Controls
- Explosion Proof Motor and Controls
- Insulated Work Deck Side Panels
- HEPA After-Filters
- Automatic Pulsing
- Casters
- Sound Traps
- Optional Electrical



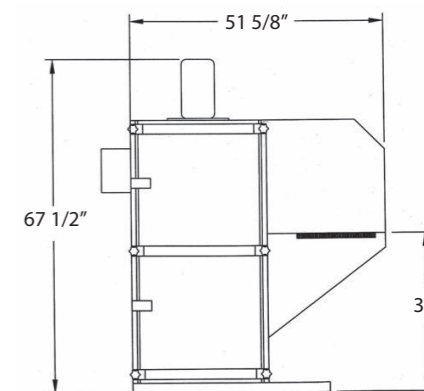
SIDEKICK™ Down Draft Benches are a self cleaning, cartridge filtration unit in a portable cabinet, designed specifically for filtration of shop air contaminated by cutting and brazing smoke, or grinding and cutting dusts. Exceptional work deck face velocities capture contaminants at the source, protecting worker clean air zone and maintaining product integrity. Two 226 ft² poly/cell cartridges mounted in a vertical position, using the Cam-Loc™ positive seal method, form the focus of the filtration process. Fiberglass work decks are standard on both single station and dual station designs. Customer specific work deck configurations are readily available.

Rugged, 10 gauge welded housing construction makes for an industrial piece of equipment that will remain in service for years. Single door access to the cartridge chamber, compressed air chamber and fan plenum add to the simple utility of the machine and provide ease of periodic inspection and maintenance. Each machine is available with a wide variety of optional features including work deck lighting, explosion proof controls, and various types of work deck surface materials based on application needs.

PSKB-1000, Single Station Version

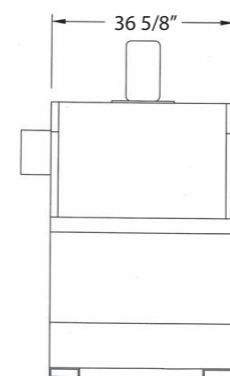


Front Elevation

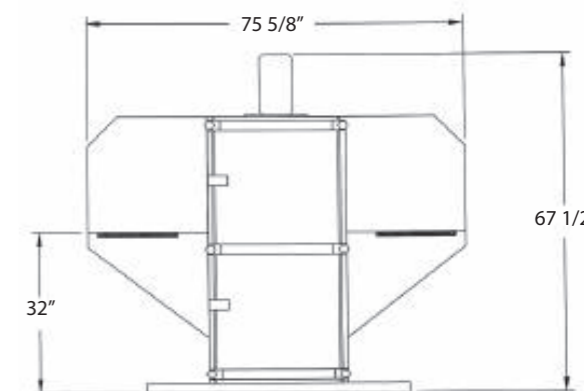


Side Elevation

PSKB-1500, Two Station Version



Front Elevation



Side Elevation

Model

	PSKB-1000 Single Station	PSKB-1500 Two Station
HP	1	1.5
CFM	1000	1500
Deck Size	28"x16"	(2) 24"x16"
Capture Velocity *	325	285
Media (ft ²) **	452	452
Motor Starter	Yes	Yes
Auto Pulsing	Optional	Optional

* Average capture velocity through a fiberglass grated work deck.
 ** Based on 80/20 Polyester/Cellulose blend. Other media available upon request.
 NOTE #1: Motor Controls are NEMA12. Manual push-button pulsing standard.



Industrial Ventilation Professionals
 Dust & Oil Mist Collection Equipment For Industry

staff@proventilation.com

800-610-6010

www.proventilation.com